




Bib and Chip Instructions


Bibs: The bib must be attached to the front of your shirt. Your bib must be visible from the front as you enter the finish chute—the finish line is being filmed.

Chips:


1. Chips come with a zip tie. Attach orange side up so it is visible.




2. Attach zip tie to one side of your shoe laces as pictured.



3. Loop back through the chip and through the other side of your shoe laces.



4. Bring the zip tie back through the fourth hole and secure.



Please return unused chips in an envelope marked "Hand Cancel."
There is a \$3 charge for lost chips.

Return
Address:

Stuart Road Racing
PO Box 87
Aurora, IN 47001

Results: www.StuartRoadRacing.com

